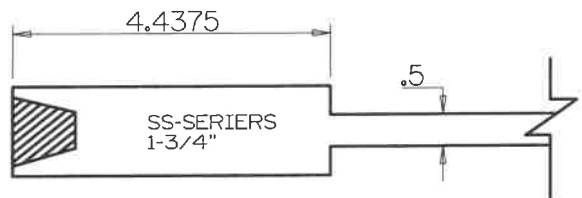
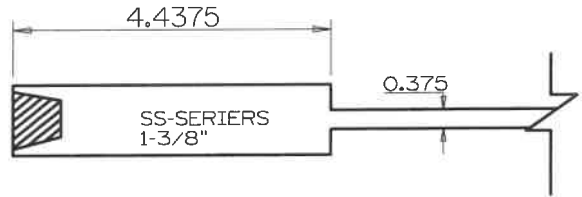



SS6010	A	B	C	D	E	F	G
3-0 THRU 1-6	4.4375	4.313	9.188	5	24.5	VARIABLE	VARIABLE



Timberland
CUSTOM DOORS FOR A LIFETIME OF OPENINGS

Detail: Shaker Series SS-6010

Date: 6/1/22

Customer:

DWG

By: IMN